

---

---

# Guide to Filing Your Own Taxes

For Foreign Students- All Countries

---

---

# This Guide is for:

- Students on F, J, M, or Q Visa
- Annual household income of \$84,000 or less
- Non-Resident Aliens

If you are unsure of your residency status for tax purposes, use this tool for assistance:

<https://tools.nrvtap.com/aminra>



UNITED WAY  
Pickens County

**FREE FILE**

# If you are:

---

- ✓ A non-resident alien, and
- ✓ Have no earned income in the US in 2025

You only need to complete [Form 8843](#) and mail it in **before June 15, 2026**.  
Submitting this form will keep you exempt from a taxable residency status while you are a student in the United States.

[Mail it to this address:](#)

Department of the Treasury  
Internal Revenue Service Center  
Austin, TX 73301-0215




UNITED WAY  
Pickens County


**FREE FILE**

# Go to MyFreeTaxes.com

Select File My  
Own Taxes




 **HOW WOULD YOU LIKE TO FILE YOUR TAXES?**



### File My Own Taxes

- Our most popular option
- Self-file and get help when you need it
- Fastest (takes most filers an hour or less)

Select option



### Have My Taxes Prepared for Me

- Have your return prepared for you online or in-person
- Typically takes 1-2+ weeks
- For filers who make about \$69,000 or less

Select option



**UNITED WAY**  
Pickens County

**FREE FILE**

# Answer the following questions:

**Note:** if you made more than \$84,000 in 2025, this program will not be free of charge.

**LET US HELP YOU FILE YOUR OWN TAXES FOR FREE.**

This is a great option for people who:

- Are filing a current year return (for 2024 taxes).
- Are comfortable using tax software, or want to learn.

**DID YOU EARN LESS THAN \$84,000 IN 2024?**

☐ YES ☐ NO

**WHAT IS YOUR ZIP CODE?**

**DO YOU HAVE INCOME FROM SELF-EMPLOYMENT?**

☐ YES ☐ NO

☐ I WOULD LIKE TO OPT-IN TO BE CONTACTED BY UNITED WAY (OPTIONAL).

Scroll down and select  
“File Now”



**UNITED WAY**  
Pickens County

**FREE FILE**

# Select Continue...

## Welcome to the TaxSlayer VITA/TCE self-prep kiosk

- No current year preparation or electronic filing Fees
- Unlimited current year states
- Access to prepare and e-file 1040-NR
- Access to prepare and e-file 1040PR

---

**For assistance while completing your return, please contact the free tax assistance program where you received the referral link to this software. They have IRS-certified specialists available to assist you.**

---

**Click the Continue button to create a new account or login with an existing account.**

CONTINUE



**UNITED WAY**  
Pickens County

**FREE FILE**

# Sign In

It should look like this:



## Log In

Need a TaxSlayer account? [Create account.](#)

If this is your first time doing your own taxes using TaxSlayer, click on "Create Account."

Username

Password

[Forgot Username](#) | [Forgot Password](#)

LOG IN

By clicking 'Log In', you agree to TaxSlayer's [License Agreement](#), [Privacy Policy](#), and [Terms of Service](#).

If you did your tax return here last year, enter your username and password from last year. Select "Forgot" Username or Password if needed.

# Create Your Account



## Create your account.

Already have an account? [Log In](#)

Email address

Username

Password

Mobile phone

CREATE ACCOUNT

By clicking 'Create Account', you agree to TaxSlayer's [License Agreement](#), [Privacy Policy](#), and [Terms of Service](#).

If this is your first time doing your own taxes using TaxSlayer, complete the required fields to create an account!



UNITED WAY  
Pickens County

FREE FILE



# Success!



**Success! Your TaxSlayer account  
has been created.**

Now, let's keep going.

**CONTINUE**

← Click Continue

## Let's get this out of the way.

Review the legal info below, give us your autograph, and you'll be on your way to a faster, easier tax filing experience – created with you in mind.

Sign by typing your name and the date in the boxes below

### Use of Information

Section 301-7216 of the Internal Revenue Code specifically governs the use and disclosure of Tax Return Information. Some states may also have additional laws and regulations related to use and disclosure of the same information. We use your Tax Return Information only in accordance with those applicable laws and regulations to prepare and assist in preparing your tax return, to provide services associated with preparing your tax return, and to provide you with other products and services you specifically request or consent to.

We use the information you provide (discussed above) to complete services and products you request. That is, we may use your information to show you additional products (if applicable) such as options to pay for tax preparation services (e.g. Refund Transfer), various ways to receive a refund disbursement, personalized tax tips, and other relevant products and services based upon your Tax Return Information. These offers may come from us or a third-party

PRINT

Full Name \*

Date \*

☐ I am filing with my spouse.

REMIND ME LATER

CONTINUE

Leave these items blank!

Click "Remind Me Later"



UNITED WAY  
Pickens County

FREE FILE

# Personal Information

## Personal Information

### Taxpayer's Information

Primary First Name

MI

Last Name

Suffix (Jr, Sr, etc.)

Social Security Number  -  -

Date of Birth  MM  DD  YYYY

Occupation

**Tip:** If you have multiple first names and it can't fit into this field, the IRS only needs the first of your first names. So just use the first one.

## Personal Information

What's your mailing address?

Country

United States of America

Address (street number & name) \*

123 Silverado st

Apartment (provide apartment number only)

ZIP code \*

90301

City, town, or post office \*

Inglewood

State \*

South Carolina

Residency Status \*

- Please Select -

 Residency Status is required.

☐ I have a stateside military address.

# Personal Information

Use a U.S. address.

Select Full Resident of this State.



UNITED WAY  
Pickens County

FREE FILE

## Additional Information

### Nicole Information

Check all that apply:

- ☐ Nicole can be claimed as a dependent on someone else's return. ?
- ☐ Nicole was over age 18 and a full-time student at an eligible educational institution. ?
- ☐ Nicole is blind.
- ☐ Nicole is deceased.
- ☐ Nicole wishes to contribute \$3 to the Presidential Election Campaign Fund.
- ☐ Nicole served in a combat zone during the current tax year. ?
- ☐ Nicole was affected by a natural disaster during the current tax year.
- ☐ Nicole received, sold, exchanged, gifted, or disposed of a digital asset (or financial interest in a digital asset) in the current tax year.
- ☐ Nicole prefers to receive written communications from the IRS in a language other than English.
- ☐ Nicole prefers to receive written communications from the IRS in an accessible format.

BACK

Skip

CONTINUE

# Personal Information

**DO NOT PUT A CHECK MARK IN ANY OF THESE BOXES.**

Select continue.

## What's your filing status?

☐ Single

☐ Married Filing Jointly

☐ Married Filing Separately

☐ Head of Household

☐ Qualifying Surviving Spouse

☐ Nonresident Alien

Need help determining your filing status?

FILING STATUS WIZARD

BACK

CONTINUE

# Filing Status

**SELECT  
NONRESIDENT  
ALIEN**

**If you choose the wrong filing status, you must delete this return and start over.**



UNITED WAY  
Pickens County

**FREE FILE**

# Filing Status

If you are not married, select “Single nonresident alien”

If you are married, select “Married nonresident alien”

Select “continue”

## What's your filing status? [Learn more](#)

- ☐ Single nonresident alien
- ☐ Married nonresident alien
- ☐ Qualifying widow(er) with dependent child

WAIT! This isn't what I wanted!

**SHOW RESIDENT OPTIONS**

**BACK**

**CONTINUE**



**UNITED WAY**  
Pickens County

**FREE FILE**

# Dependents

2023 | AMERICAN PLEDGE

Help & Support ?

## Dependents or Qualifying Person(s)

Do you have children or relatives who rely on you for support and live in your home? If so, you might be able to receive potential tax credits and tax exemptions that could save you money on your tax bill. But before you get too excited, there are some situations when a child's exemption status is a little more complicated. The IRS does have special rules for those situations. ?

Do you have any dependents or qualifying person(s) to claim on your return?

☐ Yes

☐ No

BACK

Skip

CONTINUE

Select the answer that applies to you.

If you have dependents, complete this section with their information.



UNITED WAY  
Pickens County

FREE FILE



# IP PIN

Select the answer that applies to you. The most common answer is “No.”

☰ > 2023 | AMERICAN PLEDGE

## IRS Identity Protection PIN

Did you or anyone on your tax return receive a CP01A notice from the IRS containing a 6-digit Identity Protection PIN? [?](#)





- ☐ Yes, someone on my return received an Identity Protection PIN.
- ☐ No, no one on my return received an Identity Protection PIN.

BACK

[Skip](#)

CONTINUE

## Basic Information

 Personal Information	EDIT
 Filing Status	EDIT
 Dependents / Qualifying Person	BEGIN
 IRS Identity Protection PIN	BEGIN
1040NR Schedule OI	BEGIN
BACK	CONTINUE

Select BEGIN next to 1040NR Schedule OI



**UNITED WAY**  
Pickens County

**FREE FILE**

# Schedule OI

Start with General Information

Schedule OI

General Information

Dates Entered and Departed the U.S. in Current Year

Income Exempt from Tax

BEGIN

BEGIN

BEGIN

CONTINUE

# Schedule OI

Complete the information  
according to your situation

## Schedule OI - General Information

### General Information

Type of 1040NR Entity \*

- Please Select -



Select "Individual"

Country of Citizenship \*

- Please Select -

Country of Residence \*

- Please Select -

U.S. Travel Information

-- Please Select --

Select type of U.S. Visa \*

Please Select



Select "Non Immigrant Visa"

☐ Check if you have ever applied for a U.S. Green Card

☐ Check if you have ever been a citizen of the U.S.

☐ Check here if you have ever had a green card.

☐ Check if you have ever changed your Visa Type.

Days Present in the U.S.

Number of days in the U.S. for 2019.

Number of days in the U.S. for 2018.

Number of days in the U.S. for 2017.

# Schedule OI

**If you are from India, ignore  
this section**

## Income Exempt from U.S. Tax

- ☐ Check if you were subject to tax in a foreign country on U.S. exempt income.
- ☐ Check if you used an alternate method to determine the source of the income.

Wages Exempt by a Treaty (reduces 1040-NR line 8)

\$



If you completed the proper forms before beginning your job and received an accurate Form 1042 S, leave this blank. If you did not, add the amount of wages that should be exempt based on the treaty for your county.

## Real Property Election

**Have you ever made an election to treat income from real property located in the United States as effectively connected with a U.S. trade or business under section 871(d)?**

- ☐ Yes
- ☐ No

Look up the treaty benefits for your country in the Pub 4011, pages 17-18:  
<https://www.irs.gov/pub/irs-pdf/p4011.pdf>

**Note: If you made less than the treaty benefit, put the full amount of income earned in Amount of Exempt Income.**

# Schedule OI

If you left the country during the tax year, record it in this section.

Schedule OI

General Information

BEGIN

Dates Entered and Departed the U.S. in Current Year

BEGIN

Income Exempt from Tax

BEGIN

CONTINUE



# Schedule OI

**If you are from India, ignore  
this section**

Look up the treaty benefits for your country in the Pub 4011,  
pages 17-18: <https://www.irs.gov/pub/irs-pdf/p4011.pdf>

- Under Basic Information –
  - Select Country of Residence
  - Number of Months Claimed on Prior returns
  - Amount of Exempt Income (found in the Pub 4011 under treaty benefits)

The screenshot shows the 'Schedule OI - Income Exempt from Tax' form for the year 2022. At the top, there are links for 'Help & Support', a user profile icon labeled 'test tax', and a 'Save & Exit' button. The form title is 'Schedule OI - Income Exempt from Tax'. Below the title, there is a dropdown menu for 'Name of the Country' with the text '- Please Select -'. Underneath that is a text box for 'Number of months claimed on prior tax returns'. Below that is another text box for 'Amount of exempt income' with a dollar sign icon. At the bottom of the form, there are two buttons: 'CANCEL' and 'CONTINUE'. A small copyright notice 'Copyright © 2022 Taxpayer Plus' is visible at the very bottom.

**Note: If you made less than the treaty benefit, put the full amount of income earned in Amount of Exempt Income.**

# Select continue until you see this page:

## Income

**W-2** *(Most Common Form)*  
Wages and tax statement



If you have a W-2, select BEGIN. If not, skip this section.



BEGIN

**1099-G Box 1**  
Unemployment compensation



BEGIN

**1099-G Box 2**  
State or local income tax refunds, credits, or offsets



BEGIN

**1099-INT, DIV, OID**  
Interest income, dividends, and distributions



BEGIN

**1099-K**  
Payment card and third party network transactions



BEGIN

**1099-MISC**  
Miscellaneous income



BEGIN

**1099-NEC**



**UNITED WAY**  
Pickens County

**FREE FILE**



# Form W-2

Enter the information exactly as it is on your W-2 form

## W-2

### Check any of these that apply to you:

Don't worry, most people won't need to check these boxes.

- ☐ This is a corrected W-2
- ☐ This is a substitute W-2
- ☐ This is a railroad W-2

**b Employer identification number (EIN) \***

**c Employer's name \***

**Country \***

**Address (number and street) \***

**ZIP Code \***

**City \***

**State \***

**1 Wages, tips, other**

**3 Social security wages**

**5 Medicare wages and tips**

**7 Social security tips**

**9 IRS verification code**

**11 Nonqualified plans**

**12** [? Learn More](#)

**a - Code**

**2 Federal tax withheld**

**4 Social security tax withheld**

**6 Medicare tax withheld**

**8 Allocated tips**

**10 Dependent care benefits**

**Unreported tips**



**UNITED WAY**  
Pickens County

**FREE FILE**

After completing your W-2, scroll down to **Scholarships and Fellowship Grants**

**Profit or loss from business** ?

Reported on Schedule C

BEGIN

**Profit or Loss From Farming** ?

Reported on Schedule F

BEGIN

**Scholarships And Fellowship Grants**

Taxable portion of a scholarship/grant must be included in gross income

Enter the amount of scholarships and grants received minus your country's treaty amount.



BEGIN

**SSA-1042S and RRB-1042S**

Retirement benefits for nonresident aliens

Look up the treaty benefits for your country in the Pub 4011 Page 16 <https://www.irs.gov/pub/irs-pdf/p4011.pdf>

BEGIN

**Supplemental Income and Loss** ?

Reported on Schedule E

If your treaty benefit is higher than your scholarships and grants amount, leave this section blank.

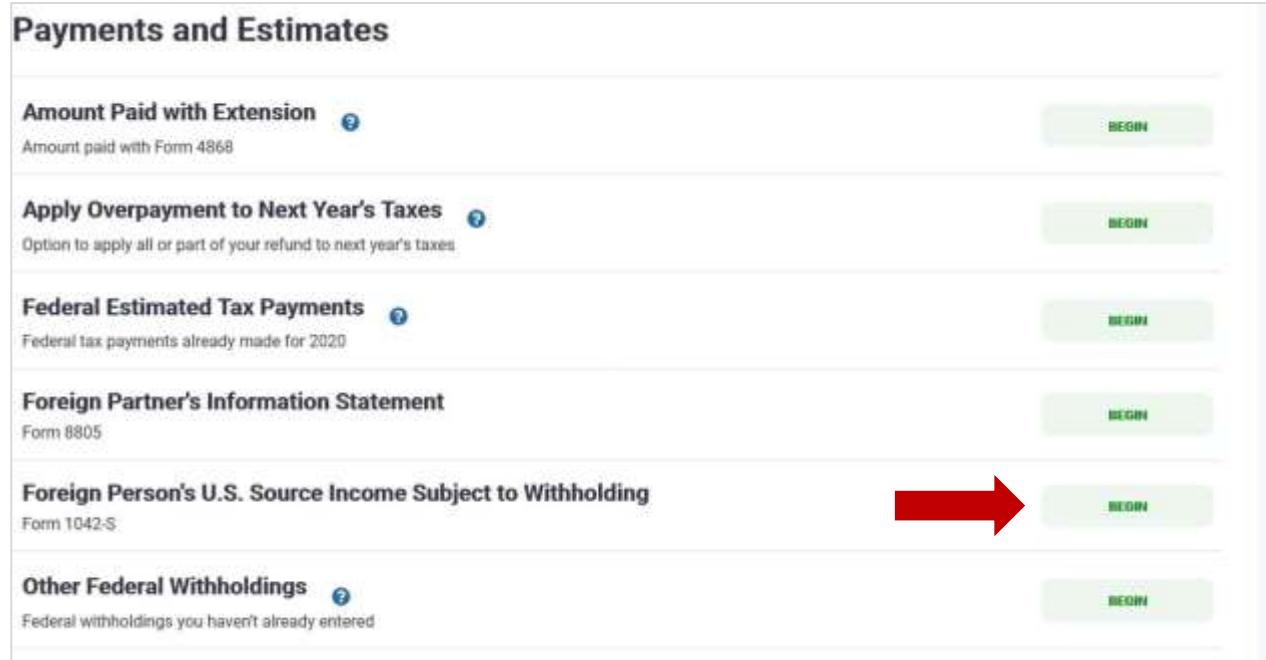
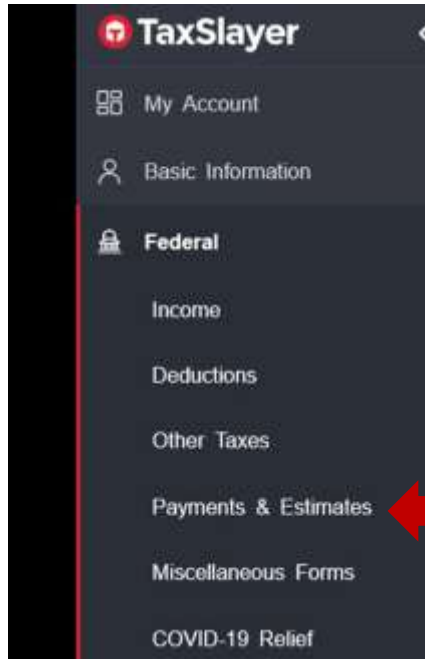
BEGIN

**Less Common Income** ?

K-1 earnings, gambling winnings, cancellation of debt, etc.

BEGIN

# Entering the Form 1042-S



The image shows the 'Payments and Estimates' section of the TaxSlayer interface. It lists several tax-related items, each with a 'BEGIN' button. A red arrow points from the 'Payments & Estimates' menu item in the left sidebar to the 'Payments and Estimates' section header. Another red arrow points from the 'Foreign Person's U.S. Source Income Subject to Withholding' item to its 'BEGIN' button.

Payments and Estimates	
<b>Amount Paid with Extension</b> ⓘ Amount paid with Form 4868	<a href="#">BEGIN</a>
<b>Apply Overpayment to Next Year's Taxes</b> ⓘ Option to apply all or part of your refund to next year's taxes	<a href="#">BEGIN</a>
<b>Federal Estimated Tax Payments</b> ⓘ Federal tax payments already made for 2020	<a href="#">BEGIN</a>
<b>Foreign Partner's Information Statement</b> Form 8805	<a href="#">BEGIN</a>
<b>Foreign Person's U.S. Source Income Subject to Withholding</b> Form 1042-S	<a href="#">BEGIN</a>
<b>Other Federal Withholdings</b> ⓘ Federal withholdings you haven't already entered	<a href="#">BEGIN</a>



UNITED WAY  
Pickens County

FREE FILE

# Entering the Form 1042-S

**Form 1042-S Foreign Person's U.S. Income Subject to Withholding**

Select country \*  
Please Select ← **Box 3**

Tax Rate  
← **Box 3b**

Unique Form Identifier \*  
← **Boxes along top of form**

Is this an amended form?  
☐ Yes  
☒ No

Pro-rata basis reporting  
☐ Yes  
☒ No

Have you deposited tax with the IRS pursuant to escrow procedure?  
☐ Yes  
☒ No

Select an income code \*  
- Please Select - ← **Box 1**

Gross income:  
Gross income will not be carried to your return. Please enter it on the applicable form.  
\$ ← **Box 2**

Withholding Allowance:  
\$ ← **Box 5**

Net income:  
\$ ← **Box 6**

**Note:** This statement is not true for scholarships, ignore it in this situation

Enter exactly as shown on your 1042-S form.

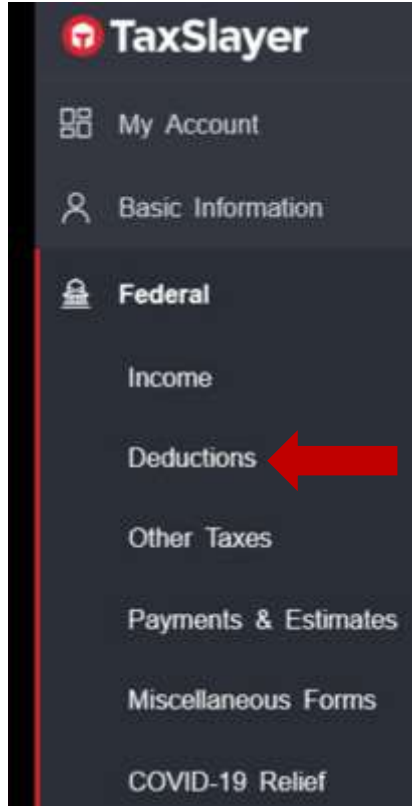


**UNITED WAY**  
Pickens County

**FREE FILE**

# Deductions: INDIA RESIDENTS ONLY

If you are from **India**, you have a treaty to qualify for the standard deduction.



1.

## Deductions

### Adjustments to Income

Educator expenses, medical savings accounts, student loan interest, etc.

BEGIN

### Credits

Child and dependent care credit, education credits, mortgage interest credit, etc.

BEGIN

### Itemized Deductions

Charitable contributions, mortgage interest, property taxes, etc.

BEGIN

BACK

CONTINUE

Select "Itemized Deductions."



2.

## Itemized Deductions

Use Standard or Itemized Deduction

BEGIN

Taxes You Paid [Learn more](#)

BEGIN

Gifts to Charity [Learn more](#)

BEGIN

Select "Use Standard or Itemized Deduction."



3.

☐ Force Itemized

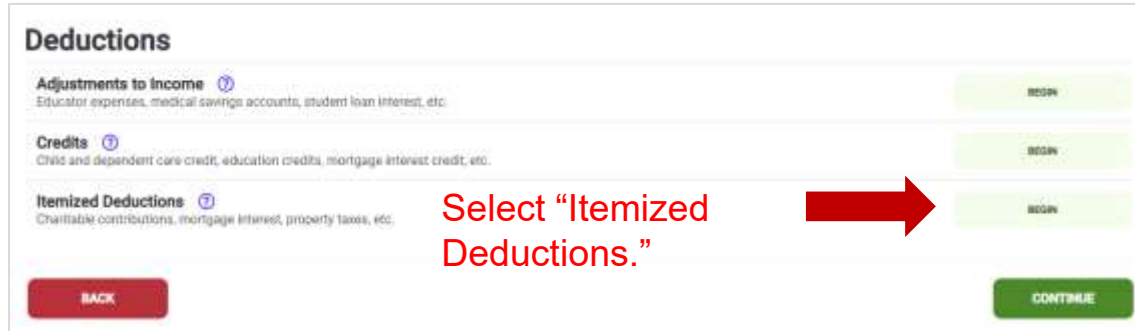
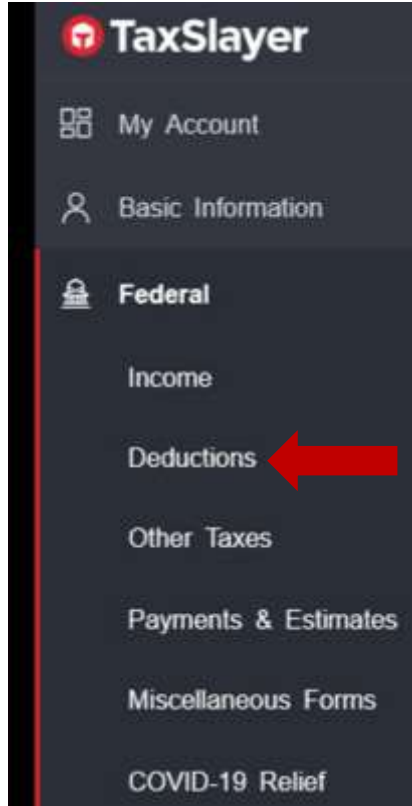
☐ Standard Deduction

Select "Standard Deduction" and click continue.



# Deductions: ALL OTHERS

If you are not from India, you will use itemized deductions.



The image shows the 'Deductions' selection screen on the TaxSlayer website. The screen has a white background with a light grey border. At the top, the word 'Deductions' is displayed in bold. Below it, there are three options, each with a 'BEGIN' button to its right: 'Adjustments to Income' (with a help icon), 'Credits' (with a help icon), and 'Itemized Deductions' (with a help icon). Below these options are 'BACK' and 'CONTINUE' buttons. A red arrow points from the text 'Select "Itemized Deductions."' to the 'Itemized Deductions' option.

**Deductions**

**Adjustments to Income** ⓘ  
Educator expenses, medical savings accounts, student loan interest, etc. **BEGIN**

**Credits** ⓘ  
Child and dependent care credit, education credits, mortgage interest credit, etc. **BEGIN**

**Itemized Deductions** ⓘ  
Charitable contributions, mortgage interest, property taxes, etc. **BEGIN**

**BACK** **CONTINUE**

Select "Itemized Deductions."

# Deductions

If you are not from India, you will use itemized deductions.  
Complete any of the sections that pertain to you.

## Itemized Deductions

Use Standard or Itemized Deduction

BEGIN

Taxes You Paid [Learn more](#)

BEGIN

Gifts to Charity [Learn more](#)

BEGIN

Unreimbursed Employee Business Expense [Learn more](#)

BEGIN

Job-Related Travel Expenses Form 2106 [Learn more](#)

BEGIN

Miscellaneous Deductions

BEGIN

Less Common Deductions

BEGIN

CONTINUE



Only record Gifts to Charity if  
the Charity is within the U.S.

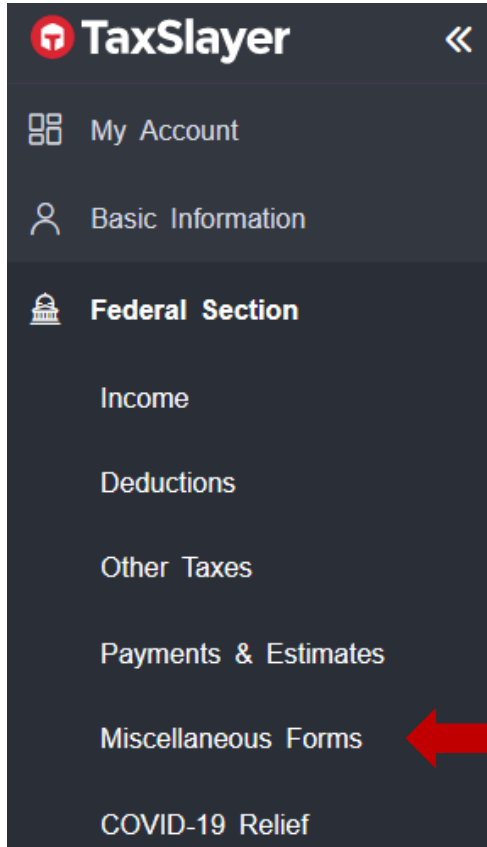


UNITED WAY  
Pickens County

FREE FILE

# Form 8843

All non-resident aliens are required to complete Form 8843.



A screenshot of the 'Miscellaneous Forms' section in the TaxSlayer app. The section title is 'Miscellaneous Forms'. Below it is a list of forms, each with a title, a description, and a 'BEGIN' button. A red arrow points from the 'BEGIN' button of the first form to the right. The forms are:



- Aliens Exempt for Medical Conditions/Other Reasons**  
Reported on Form 8843
- Allocation of Tax Amounts for Individuals in Certain States**  
Reported on Form 8958 (Only for married filing separately and some domestic partnerships)
- Application for Automatic Extension of Time to File**  
Applied for on Form 4868
- Closer Connection Exception Statement for Aliens**  
Reported on Form 8840
- Initial and Annual Expatriation Statement**  
Reported on Form 8854
- Injured Spouse Allocation**  
Reported on Form 8379
- Installment Agreement Request**  
Requested on Form 9465



# Form 8843

Students on F or J Visas complete Part I and Part III

## Form 8843 - Exempt and Individuals With a Medical Condition

Part I - General Information	 <div>EDIT</div>
Part II - Teachers and Trainers	<div>BEGIN</div>
Part III - Students	 <div>BEGIN</div>
Part IV - Professional Athletes	<div>BEGIN</div>
Part V - Individuals with a Medical Condition	<div>BEGIN</div>
<div>CONTINUE</div>	

# Form 8843 Part I

Complete with your information.

**Form 8843 Part I - General Information**

**DELETE** **CANCEL**

**Type of U.S. Visa/Immigration Status**

Select type of U.S. Visa \*

Nonimmigrant Visa

Nonimmigrant visa type code

F1

Date entered U.S.

MM DD YYYY

**Visa Change Information**

Have you changed your visa type (nonimmigrant status)?

☐ Yes

☒ No

Current non-immigrant status

**General Information**

Of what country were you a citizen during 2023?

India

What country issued you a passport?

- Please Select -

Passport number

Days in the U.S. in 2023

Days in the U.S. in 2022

Days in the U.S. in 2021

Days in 2023 you claim you can exclude (substantial presence test)



**UNITED WAY**  
Pickens County

**FREE FILE**

# Form 8843 Part III

Complete with your information.

## Form 8843 Part III - Student

DELETE

CANCEL

### Academic institution where you attended

Institution Name \*

Institution Phone Number \*

Institution Address \*

Country \*

United States

Address (street number & name) \*

ZIP code \*

City, town or post office \*

State \*

### Director of Academic Program

Director Name \*

Director Phone Number \*

Director Address \*

Country \*

United States

Address (street number & name) \*

ZIP code \*

City, town or post office \*

State \*

Select

### U.S. presence

Were you present in the U.S. as a teacher, trainee, or student for any part of more than 9 calendar years?

☐ Yes

☒ No

During the tax year, did you apply for, or take affirmative steps to apply for, lawful permanent resident status or have an application pending to change your status to that of a lawful permanent resident?

☐ Yes

☒ No

### Visa held during 2017

Did you have a visa in this year?

☐ Yes

☒ No

### Visa held during 2018

Did you have a visa in this year?

☐ Yes

☒ No

### Visa held during 2019

Did you have a visa in this year?

☐ Yes

☒ No

### Visa held during 2020

Did you have a visa in this year?

☐ Yes

☒ No

### Visa held during 2021

Did you have a visa in this year?

☐ Yes

☒ No

### Visa held during 2022

Did you have a visa in this year?

☐ Yes

☒ No



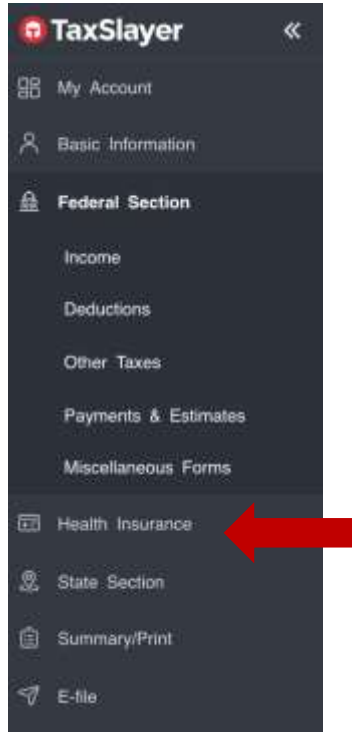
UNITED WAY  
Pickens County

FREE FILE

# Health Insurance

If you had Marketplace Health Insurance through the government, complete this section using your Form 1095-A.

If you did not have Marketplace Health Insurance, select “No” and Continue



## Affordable Care Act Insurance Plans

Reported on Form 1095-A

Did you, your spouse, or a dependent have insurance under the Affordable Care Act?\*



If so, select Yes – you must report Form 1095-A for the IRS to accept your return. If you did not have an Affordable Care Act insurance plan, select No.

☐ Yes

☐ No



Nice work  
on your  
federal  
return!

Congrats! Now  
you're ready to  
move on to your  
state return.



NEXT UP

## Let's get started on your state return

We'll transfer your information from your federal to your state return automatically, so this should be quick!  
You'll enter some state-specific information, and we'll help you find all possible tax breaks.

If you qualify for a free federal return, you can file a free state return for the following states:

Arizona, Arkansas, Dist of Columbia, Georgia, Idaho, Indiana, Iowa, Kentucky, Massachusetts, Michigan,  
Minnesota, Mississippi, Missouri, Montana, New York, North Carolina, North Dakota, Oregon, Rhode Island,  
South Carolina, Vermont, Virginia, West Virginia

Refunds for all other states will \$0.00

BACK

My Account

Basic Information

Federal Section

Health Insurance

**State Section**

Summary/Print

E-file

2019 Amended Return

Mailbox

Settings

Toolbox

Save & Log Out

2019 | American Pledge

Help & Support

## Select your State Return

Please select the state that you would like to complete below.

Only states that accept tax returns for which you have not already created a state tax return are listed here. The following states **do not** have individual income tax returns:  
Alaska, Florida, Nevada, New Hampshire, South Dakota, Tennessee, Texas, Washington and Wyoming

Choose State  
- Please Select -

CANCEL

CONTINUE

# State Return

You have completed your  
Federal Return.

Continue on to the State  
Section.

Select the state you work or  
attend school in.

Click Continue.



UNITED WAY  
Pickens County

FREE FILE

# State Return

Regardless of the state you live in, because you are a non-resident alien for tax purposes, you are considered a non-resident for state tax purposes, as well.

Select Non-Resident



## Select your California Return Residency

Please choose a return type

- ☒ **Resident:** You are a resident of California if your domicile/permanent home is in California regardless of brief, infrequent absences.
- ☐ **Part Year**
- ☐ **Non-Resident:** You are a Nonresident of California if you do not maintain a permanent place to live in California during the tax year.

CANCEL


CONTINUE













UNITED WAY  
Pickens County

FREE FILE

# Summary/Print

 **TaxSlayer** <<

-  My Account
-  Basic Information
-  Federal Section
-  Health Insurance
-  State Section
-  Summary/Print
-  E-file
-  Mailbox
-  Settings
-  Save & Log Out

**Tax Return Summary**



Total Income	\$0.00
Adjusted Gross Income	\$0.00
Tax and Credits	\$0.00
Total Tax	\$0.00
Payments	\$0.00
Amount You Owe	\$0.00

 PRINT

VIEW RETURN

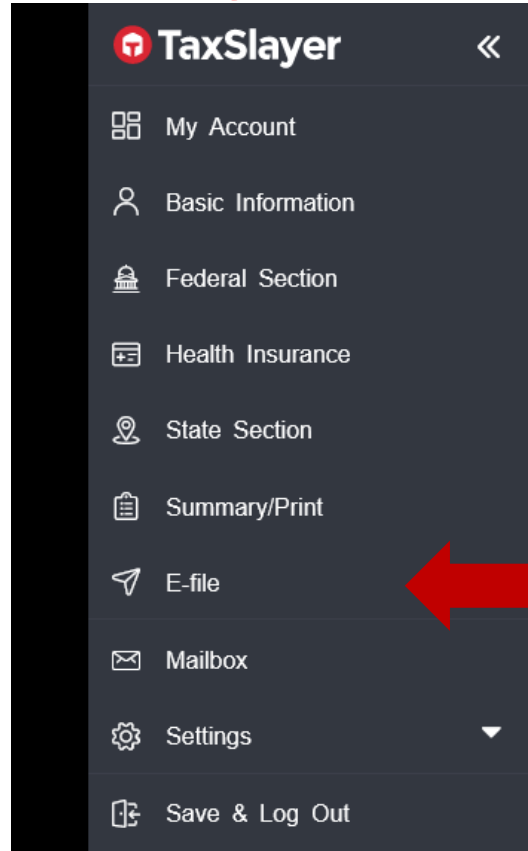
Click “View Return” and save a copy for your files.



**UNITED WAY**  
Pickens County

**FREE FILE**

# Ready to File?



If you have viewed your return and ensured it is accurate, it is now time to file. In most cases, you can e-file your return.

Select e-file and continue through each part if it looks accurate.

A screenshot of the 'Let's get a few more details' screen in the TaxSlayer app. The screen has a white background with a green progress bar on the left. At the top, it says 'Let's get a few more details' and 'You're almost ready to file!'. Below are four sections: 1. 'Federal' with a green checkmark, stating 'Your tax liability is \$0 exactly' and 'A \$0 tax liability means you do not owe any taxes and are not due a tax refund.' 2. 'State' with a green checkmark, stating 'No State Returns.' 3. 'Products & Services' with a green checkmark, stating 'Next, how do you want to pay for your fees associated with your return?' and a green 'CONTINUE' button. 4. 'Sign & File' with a green checkmark. The progress bar shows the first three sections are complete.

UNITED WAY  
Pickens County


FREE FILE




# Payment/Refund Method

### Federal Payment Method

How would you like to pay your federal amount due of \$556?

☐

Direct debit

☐

Mailed payment

I understand that TaxSlayer has no control over the IRS or the bank and therefore makes no guarantees as to the number of days it takes for you to receive your refund. TaxSlayer will make every effort to expedite your filing process; however, if the IRS delays or holds your refund, TaxSlayer will not be held responsible.

BACKCONTINUE

Select how you would like to receive your refund or how you would like to pay your tax.



**UNITED WAY**  
Pickens County

**FREE FILE**

# Getting Ready to File

-It may ask you to add your ID. This section is optional.

-It will ask you if you filed taxes last year. If you did, it will ask you to provide your Adjusted Gross Income (AGI) from last year. This will be on your 1040 from last year.

💡 Tip: If you do not have this information, you can create an account at <https://www.id.me/> to find past tax records.

-It will then ask you to create a 5-digit PIN number. It can be any 5 numbers you'd like.

**Now, create a Self-Select PIN for this year**

Create a 5-digit PIN for this year's tax return. We'll import it for you when you file next year.

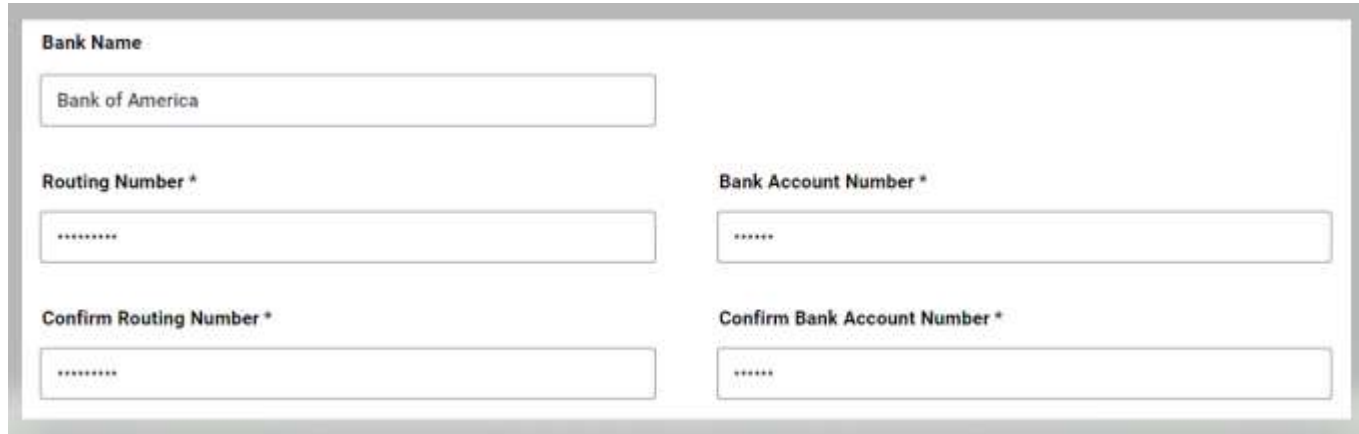
\*You may be asked for this PIN in the future so the IRS can confirm your identity. We recommend making note of your PIN and keeping track of it.

Taxpayer's 5-digit PIN \*

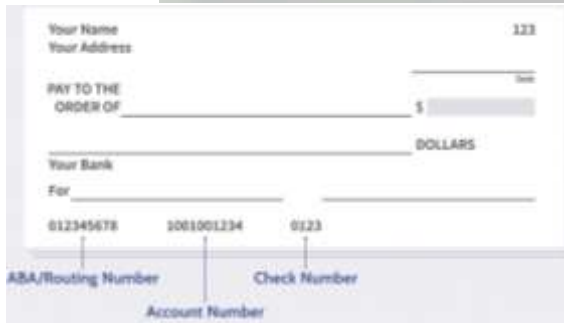
CANCELCONTINUE

# Direct Debit or Direct Deposit Information

Next, you will add your bank account and routing number if you chose direct debit or direct deposit.



A screenshot of a web form for entering bank information. The form is titled "Bank Name" and contains four input fields arranged in a 2x2 grid. The top-left field is labeled "Bank Name" and contains the text "Bank of America". The top-right field is labeled "Bank Account Number \*" and contains several asterisks. The bottom-left field is labeled "Routing Number \*" and contains several asterisks. The bottom-right field is labeled "Confirm Bank Account Number \*" and contains several asterisks. The bottom-left field is also labeled "Confirm Routing Number \*" and contains several asterisks.



A screenshot of a check with labels for routing and account numbers. The check is from "Your Name" to "Your Address". The "PAY TO THE ORDER OF" field is blank. The amount is "\$ 123 DOLLARS". The "Your Bank" field is blank. The "For" field is blank. The check number is "0123". The routing number is "012345678". The account number is "1001001234". Labels with arrows point to the routing number, account number, and check number.

💡 Tip: enter these carefully. You can access your account and routing number on your mobile app, by calling the bank, or by looking at a check.



UNITED WAY  
Pickens County

FREE FILE

# E-File Your Tax Return

Click E-File and you are finished!!

It will be **rejected** or **accepted** within a few minutes.

If it is **rejected**, you may be able to fix the error. See this site for help:

<https://www.taxslayerpro.com/blog/post/common-irs-error-reject-codes-and-suggested-solutions>

If you still cannot fix it, you will need to mail in your return. See the next page for assistance in mailing in a return.

# Paper Filing (Mail Your Return)

Print 2 copies.

1. Mail one to the IRS for  
Federal Income Tax



## Federal Income Tax

Form	NOT Enclosing payment	Enclosing payment
1040 NR Non-resident	Department of the Treasury Internal Revenue Service Austin, TX 73301-0215	Internal Revenue Service PO Box 1303 Charlotte, NC 28201-1303
Form 8843 Only Non-resident form	Department of the Treasury Internal Revenue Service Austin, TX 73301-0215	This is only if you are <u>not</u> filing a tax return and <u>only</u> filing Form 8843



2. Mail the second copy to  
South Carolina Department of  
Revenue for State Tax



## South Carolina Income Tax (SC 1040/SC 1040NR)

### Refunds or No Tax Due



SC1040 Processing Center  
PO Box 101100  
Columbia, SC 29211-0100

### All Balances Due



Taxable Processing Center  
PO Box 101105  
Columbia, SC 29211-0105

### Correspondence



SC Dept of Revenue Income Tax  
PO Box 125  
Columbia, SC 29214-0400



UNITED WAY  
Pickens County

FREE FILE

# Other Resources:

1. <https://www.vitaresources.net/foreignstudent.html>
2. <https://www.irs.gov/individuals/international-taxpayers/foreign-students-scholars-teachers-researchers-and-exchange-visitors>
3. <https://www.irs.gov/pub/irs-pdf/p4011.pdf>
4. United Way of Pickens County  
Michelle Lyons, Free File Manager  
[mlyons@uwpickens.org](mailto:mlyons@uwpickens.org)  
864-826-8132



UNITED WAY  
Pickens County

**FREE FILE**